

K-Sure® Belt Support System




The K-Sure Belt Support System is designed to provide a consistent and stable support for the troughed belt profile by reducing the number of rotating components. The Support System eliminates any belt edge sag and therefore increases the effectiveness of the skirting seal.

Belt sag is usually caused when there are too few idlers installed at the loading point. The K-Sure Belt Support System corrects this by utilising the existing idler frames and load carrying centre roller. The wing rollers are then replaced by the K-Sure Belt Support


System's universal adaptor brackets and low friction polymer belt support rails. Available in standard 2m length assembly kits; other longer lengths can be modified upon request.

The System requires no pre-engineering, adjustments or special tools. The outcome is successfully controlled spillage and contained dust leakage.

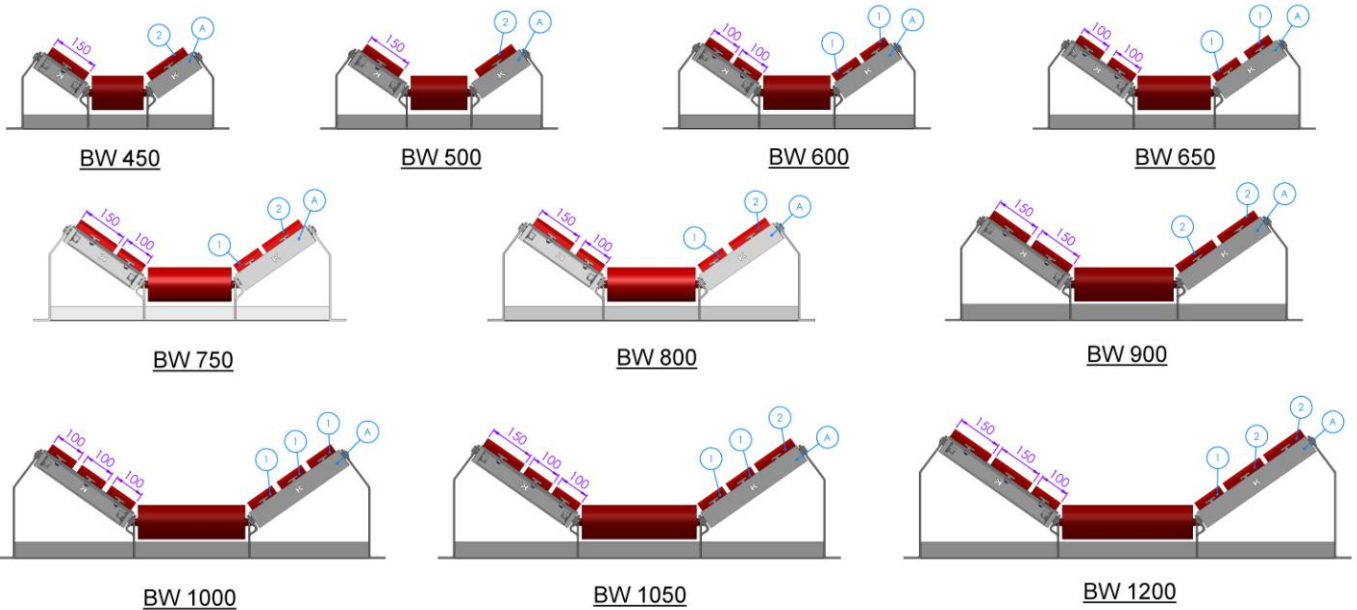
For a conveyor transfer point system which requires inspection or fast access to the belt, the K-Sure Drop Down Transfer Point belt support system is available.



Cross-section image of the K-Sure Belt Support System, showing the new design for the adaptor brackets, used to replace the wing rollers.



K-Sure[®] Belt Support System



BELT WIDTH	SLIDER RAIL ASSEMBLY		ADAPTOR ASSEMBLY; ITEM 'A'; 10-OFF (INCLUDES BRACKET BODY, T-BOTL M10x25 C/W NYLOC NUT & 3/8" X 1 1/4" FLAT ROUND WASHER - PART No.: K-SUP-KSTEE; AND 2-OFF RETAINING PLATES)		SLIDER RAIL TYPE 1 PART No.: K-SUP-KS100x30		SLIDER RAIL TYPE 2 PART No.: K-SUP-KS150x30	
			DWG. No.	PART No.	DWG. No.	PART No.	TYPE 100 - ITEM 1	
	QTY.	CHECK					QTY.	CHECK
450	1001	K-SUP-KSUR450AS	K2620	K-SUP-ADA-450AS			2	
500	1002	K-SUP-KSUR500AS	K2621	K-SUP-ADA-500AS			2	
600	1003	K-SUP-KSUR600AS	K2622	K-SUP-ADA-600AS	4			
650	1004	K-SUP-KSUR650AS	K2623	K-SUP-ADA-650AS	4			
750	1005	K-SUP-KSUR750AS	K2624	K-SUP-ADA-750AS	2		2	
800	1295	K-SUP-KSUR800AS	K2625	K-SUP-ADA-800AS	2		2	
900	1006	K-SUP-KSUR900AS	K2626	K-SUP-ADA-900AS			4	
1000	1139	K-SUP-KSUR1000AS	K2627	K-SUP-ADA-1000AS	6			
1050	1007	K-SUP-KSUR1050AS	K2628	K-SUP-ADA-1050AS	4		2	
1200	1008	K-SUP-KSUR1200AS	K2629	K-SUP-ADA-1200AS	2		4	
LARGER BELT WIDTHS ON REQUEST								

